



# LUXORA™

SHOWER WALL PANELS & SURROUNDS

 dalTile

MARBLE LOOK | MONOCHROMATIC LOOK



# EFFORTLESS ELEGANCE, TRANSFORMATIVE STYLE.

Luxora™ Shower Wall Panels & Surrounds are an innovative new product for interior bathroom and shower applications. Luxora provides a stylish, durable, easy-to-install and clean surface option for customers. Ideal for those looking to enhance multiple spaces or embark on large-scale projects, Luxora is a cost effective solution to achieve consistency and design excellence in transforming all your bathroom and shower projects.

## Transform your space from ordinary to luxurious in just one day!

Experience elegant aesthetics with high-resolution realism through seamless slab designs for walls and tub surrounds. Enjoy drastically fewer seams and grout lines, making your space not only beautiful but also easier to maintain. Plus, our solutions are DIY-friendly, allowing you to achieve a high-end look effortlessly.



Cover photo features Luxora™ Harmonia on the shower walls and bathtub surround with Core Fundamentals™ Prime Vitality White 12 x 24 on the floor and Hexagon Mosaic on the shower floor.

Above photo features Luxora™ Serenity on the shower walls with Portfolio™ Dove Grey 12 x 24 on the floor and Rigid Clay™ Salt 1 x 3 Off-Set Mosaic on the shower floor.

**SLAB**

**USAGE**

- FLOOR
- WALL
- COUNTERTOP
- SHOWER FLOOR
- EXTERIOR FLOOR

**SPECIAL FEATURES**

- STEPWISE™
- TRU-EDGE™
- MADE IN THE U.S.A.
- LARGE FORMAT
- MOSAIC/DECO
- ENCAUSTIC
- TERRAZZO
- PAVER
- CUSTOMIZE
- FLEXFIT™
- VINYL

LOW HIGH

SEE CHARTS FOR FULL PRODUCT DETAILS.





	PRICE	STYLE	RESISTANCE				SEALING REQUIRED	MAINTENANCE	PROS
			CHIPS	HEAT	STAIN	SCRATCHES			
LUXORA™	\$	...	..	..	..	.	NO	NO	<ul style="list-style-type: none"> <li>Portable and featherlight, effortless to transport</li> <li>Swift and simple to cut and install</li> <li>Streamlined installation process, outpacing traditional slab methods</li> <li>Reduced risk of product breakage</li> <li>Installable over non-porous existing materials</li> <li>Cost-effective installation solution</li> </ul>

... EXCELLENT  
 .. GOOD  
 . FAIR

Photo features Luxora™ Harmonia on the shower walls and tub surround with Calgary™ Fog 12 x 24 on the floor and Acreage™ Stetson 1 x 24 Mosaic on the outer walls.




EFFORTLESS ELEGANCE,  
TRANSFORMATIVE STYLE.

# COLOR SELECTION

Discover our exquisite selection featuring two marble-inspired hues and one captivating monochromatic shade, each available in both a lustrous glossy finish and a sophisticated matte finish. Elevate any project with these refined tones, designed to infuse your bathroom with unparalleled sophistication and timeless elegance, ensuring it stands out with understated grace.

Photo features Luxora™ Opulence on the shower walls and tub surround;  
with Pietra Divina™ Nero Marquina Triangle Mosaic on the floor and Keystones™ Black Penny Rounds on the shower floor.





SERENITY LX18 – GLOSSY & MATTE







HARMONIA LX55 – GLOSSY & MATTE



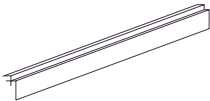

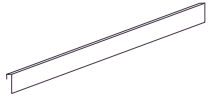

OPULENCE LX56 – GLOSSY & MATTE



## SIZES

Nominal	Thickness	Finishes	Sq. Ft./Pc.	Avg. Lbs./Pc.
 61" x 96" Panel	4.5 mm	Glossy & Matte	40.67	70.00
 48" x 96" Panel	4.5 mm	Glossy & Matte	32.00	54.50
 61" x 63" Panel	4.5 mm	Glossy & Matte	26.69	45.50
 32" x 63" Panel	4.5 mm	Glossy & Matte	14.00	24.00

## ACCESSORIES

Type	Number	Length
 White Inside Corner	LX0196CMT	96 in.
 Chrome Inside Corner	LX0296CBR	96 in.
 White Outside Edge	LX0196EMT	96 in.
 Chrome Outside Edge	LX0296EBR	96 in.

**Corner trim:** Applicable at the joint of two Luxora panels.

**Edge trim:** Applicable on single edge of a Luxora panel. Recommended on exposed edges.




## PERFORMANCE CHARACTERISTICS

Test Method	Target	Suitable	
Thickness	ASTM F386	4.5 mm	✓
Water Absorption	ASTM C97	< 5%	✓
Resistance to Chemicals	ASTM F925	No more than slight change.	✓*
Resistance to Heat	ASTM F1514	Avg. ΔE < 8.0	✓
Classification	ASTM 1700	Class III - A	✓
Mohs Hardness	ASTM C1895	3	✓
Dimensional Stability	ASTM G2199	Res: 0.25% / Com: 0.20% Curl: 0.080in max	✓**

\* Not suitable for gasoline on matte finish.

\*\* Glossy finish passes Dimensional Stability test only when glued to backer board.

## INSTALLATION

Use	Shade Variation	Underlayment
Interior only.	<b>LX18:</b>  Low (V1)	Required on wet applications.
	<b>LX55:</b>  High (V3)	
	<b>LX56:</b>  Medium (V2)	

## APPLICATIONS

Suitable	
Dry & Level – Interior Floor	
Wet & Level – Interior Floor	
Shower Floors (Residential or Light Commercial)	
Exterior Floor Applications (including patios, pool decking & other wet areas with minimal footwear)	
Ramps & Inclines	
Walls/Backsplashes	✓
Countertops	
Pool Linings	

## APPLICATION NOTES:

Suitable for interior applications only. Not applicable for floor installation.

## NOTES

Luxora™ panels are intended for indoor use only and not intended for outdoor exposure to sunlight. Avoid extended exposure to heat sources such as extremely high temperature.

Normal cleaning requires a soft cloth or sponge and use of a mild detergent or soap. Please do not use scouring or abrasive cleaners - Soft Scrub, Ajax, Bartenders Keeper, etc.

Exposure to harsh chemicals such as ammonia, bleach, nail polish, polish remover, paint remover, as well as cleaning with hard or sharp objects should also be avoided as they may also cause permanent damage and void warranty.

Reach out to your local stone center for recommended installation and care guidelines.

Read the Safety Data Sheet for additional safety information.



Five Year Residential and Multifamily Unit Limited Warranty, visit [daltile.com](http://daltile.com) for complete warranty details.



Two Year Commercial Limited Warranty, visit [daltile.com](http://daltile.com) for complete warranty details.